

BANGLADESH POWER DEVELOPMENT BOARD
BALANCE SHEET
AS AT JUNE 30, 2011.

Figures in Taka.

PROPERTY & ASSETS	NOTE	FY-2010-11	FY-2009-10
FIXED ASSETS			
UTILITY PLANT IN SERVICE	3	317,566,439,786	308,258,707,269
LESS : ACCUMULATED DEPRECIATION	4	154,420,981,653	146,762,340,901
WRITTEN DOWN VALUE	5	163,145,458,133	161,496,366,368
PROJECT - IN - PROGRESS	6	56,412,336,132	25,706,927,526
TOTAL FIXED ASSETS		219,557,794,265	187,203,293,894
INVESTMENT	7	26,552,688,561	33,569,779,005
CURRENT ASSETS			
CASH IN HAND & AT BANK	8	18,532,524,084	19,276,891,224
ACCOUNTS RECEIVABLE - TRADE	9	51,028,096,543	47,954,158,536
ACCOUNTS RECEIVABLE - OTHERS	10	2,638,605,791	10,537,617,306
RECEIVABLE - REB	11	1,632,443,764	1,632,443,764
PROVISION FOR BAD & DOUBTFUL DEBTS	12	(608,880,974)	(568,910,374)
ADVANCE TO CONTRACTORS & SUPPLIERS	13	23,960,545,858	2,287,904,223
ADVANCE TO EMPLOYEES	14	1,285,283,508	1,338,283,257
STOCK & STORES	15	8,091,014,367	8,268,873,408
DEPOSITS & PREPAID EXPENSES	16	2,498,908,350	730,360,039
TOTAL CURRENT ASSETS		109,058,541,292	91,457,621,385
TOTAL PROPERTY & ASSETS		355,169,024,118	312,230,694,284

The annexed notes from an integral part of the Financial Statement.


Director Accounts
BPDB


Controller (Accounts & Finance)
BPDB

Interms of our separate report of even date

Dated, Dhaka.
September 22, 2011.


KHAN WAHAB SHAFIQUE RAHMAN & Co
Chartered Accountants

J. U. AHMED & CO.
Chartered Accountants





BANGLADESH POWER DEVELOPMENT BOARD
BALANCE SHEET
AS AT JUNE 30, 2011

Figures In Taka.

CAPITAL & LIABILITIES	NOTE	FY-2010-11	FY-2009-10
AUTHORIZED CAPITAL		120,000,000,000	120,000,000,000
CAPITAL & RESERVE			
PAID UP CAPITAL	17	118,131,235,498	96,468,648,298
NET SURPLUS/(DEFICIT)	18	(157,117,812,807)	(111,241,126,281)
APPRAISAL SURPLUS	19	117,057,871,482	117,057,871,482
GRANTS	20	4,895,418,860	4,850,418,860
DEPOSIT WORK FUND	21	1,753,497,875	1,471,520,319
LIQUIDITY DAMAGE RESERVE	22	72,053,500	72,053,500
MAINTANANCE & DEVELOPMENT FUND	23	1,466,800,000	-
		86,259,064,407	108,679,386,178
LONG TERM LIABILITIES			
GOVERNMENT LOAN	24	47,299,503,524	34,257,774,691
BUDGETARY SUPPORT AS SUBSIDY FROM GOVT. (DIFFERENCE OF BUYING & SELLING RATE)	25	69,004,900,000	29,004,900,000
FOREIGN LOAN	26	17,500,193,124	17,061,102,755
		133,804,596,648	80,323,777,445
MEDIUM TERM LIABILITIES			
SECURITY DEPOSIT (CONSUMERS)	27	3,097,584,547	2,887,554,605
GPF & CPF	28	3,007,318,548	2,691,579,470
GRATUITY & PENSION FUND	29	8,500,864,812	8,179,475,712
		14,605,767,907	13,758,609,787
CURRENT LIABILITIES			
ACCOUNTS PAYABLE	30	13,778,210,178	9,955,633,023
SECURITY DEPOSIT (CONTRACTORS & SUPPLIERS)	31	652,930,066	542,782,510
ASSETS INSURANCE FUND	32	270,000,000	255,000,000
CURRENT PORTION OF LONG TERM LIABILITIES	33	4,400,692,067	5,102,231,175
DEBT SERVICING LIABILITIES (PRINCIPAL)	34	52,690,252,094	48,190,065,402
REIMBURSABLE PROJECT AID	35	761,757,527	761,757,527
DEBT SERVICING LIABILITIES (INTEREST)	36	45,345,867,411	43,324,663,212
INTEREST ON BUDGETARY SUPPORT FROM GOVT.	37	2,236,284,147	1,074,865,692
OTHER LIABILITIES	38	263,948,348	237,847,829
		120,399,941,838	109,444,846,370
CLEARING ACCOUNTS	39	99,653,317	24,074,504
TOTAL CAPITAL & LIABILITIES		355,169,024,118	312,230,694,284

The annexed notes from an integral part of the Financial Statement.



Director Accounts
BPDB


Controller (Accounts & Finance)
BPDB

In terms of our separate report of even date

Dated, Dhaka.
September 22, 2011.


KHAN WAHAB SHAFIQUE RAHMAN & Co
Chartered Accountants


J. U. AHMED & CO.
Chartered Accountants

